



Sayı : 38591462-010.07.03-2021-1789

21.06.2021

Konu : ICS COVID-19 Güncel Duyurusu

Sirküler No: 663

Sayın Üyemiz,

Uluslararası Deniz Ticaret Odası (International Chamber of Shipping-ICS) tarafından gönderilen 15 Haziran 2021 tarihli Ek-1'de sunulan yazıda, Dünya Sağlık Örgütü'nün (World Health Organization-WHO) yayınladığı, 14 Haziran 2021 tarihi itibarıyla bütün ülkelerden bildirilen "Yeni Koronavirüs" (COVID-19) akut solunum yolu hastalık vaka tablosunu içeren güncel istatistik bilgileri Odamıza iletilmiştir.


Bahse konu yazıda, 14 Haziran 2021 tarihi itibarıyla toplam 175.306.598 adet Covid-19 vakası tespit edildiği, mevcut durumda 220 ülke ve bölgeden vaka bildirildiği belirtilmekte olup, rapor tarihi itibarıyla en fazla Covid-19 vakası tespit edilen ilk 12 ülke, Covid-19 salgını vaka ve vefat sayılarının olduğu tablo ve ülkeler hakkında güncel bilgiler bulunmaktadır.

Yazıda ayrıca, Covid-19 salgınıyla mücadele kapsamında uygulanan iyi örnekler ile ülkeler tarafından sürdürülen aşı programları hakkındaki gelişmelere ait bilgilerin yanı sıra aşağıdaki konulara yer verilmektedir.

- Uluslararası Sivil Havacılık Örgütü (International Civil Aviation Organization – ICAO) tarafından Covid-19 Aşı çalışmalarına yönelik hazırlanan 11.06.2021 tarihli raporun Ek-1'de,
- "SARS-COV-2 B.1.617" varyantının ülkelere girişini önlemek için bazı ülkelere yönelik seyahat kısıtlamalarına ilişkin rehberlerde değişiklik yapıldığına dair Filipinler Ulaştırma Bakanlığı'nın 02.06.2021 tarihli yazısının Ek-2'de,
- Dünya Sağlık Örgütü'nün Covid-19 Aşı Takip web sitesinin (<https://bit.ly/3gPGDqT>) adresinde,
- "Our World in Data" tarafından hazırlanan, ülkelere özgü ayrıntılı bilgilerin olduğu web sitesinin (<https://bit.ly/3vHFK95>) adresinde,
- Dünya Sağlık Örgütü tarafından oluşturulan, Covid-19'a yönelik haftalık epidemiyolojik ve operasyonel güncel bilgilerin bulunduğu bültenin (<https://bit.ly/2STit6K>) adresinde yer aldığı belirtilmektedir.

Bilgilerinize arz/rica ederim.

Saygılarımla,

İsmet SALİHOĞLU  
Genel Sekreter**Bu belge, 5070 sayılı Elektronik İmza Kanuna göre Güvenli Elektronik İmza ile İmzalanmıştır.**

Evrakı Doğrulamak İçin : <https://ebys.denizticaretodasi.org.tr/enVision/Dogrula/A5KJPH>  
Bilgi için: Alper Mergen Telefon: 0212 252 01 30/246 E-Posta: [alper.mergen@denizticaretodasi.org.tr](mailto:alper.mergen@denizticaretodasi.org.tr)  
Meclis-i Mebusan Caddesi No:22 34427 Fındıklı-Beyoğlu-İSTANBUL/TÜRKİYE  
Tel : +90 (212) 252 01 30 (Pbx) Faks: +90 (212) 293 79 35  
Web: [www.denizticaretodasi.org.tr](http://www.denizticaretodasi.org.tr) E-mail: [iletisim@denizticaretodasi.org.tr](mailto:iletisim@denizticaretodasi.org.tr) KEP: imeakdto@hs01.kep.tr



**Ek:**

- 1- ICS'in 15.06.2021 Tarihli Yazısı (9 sayfa)
- 2- ICAO'nun 11.06.2021 Tarihli Aşılama Raporu (4 sayfa)
- 3- Filipinler Ulaştırma Bakanlığı'nın Yazısı (2 sayfa)

**Dağıtım:****Gereği:**

- Tüm Üyeler (WEB sayfası ve e-posta ile)
- İMEAK DTO Şube ve Temsilcilikleri
- Türk Armatörler Birliği
- S.S. Gemi Armatörleri Motorlu Taşıyıcılar Kooperatifi
- GİSBİR (Türkiye Gemi İnşa Sanayicileri Birliği Derneği)
- VDAD (Vapur Donatanları ve Acenteleri Derneği)
- TÜRKLİM (Türkiye Liman İşletmecileri Derneği)
- KOSDER (Koster Armatörleri ve İşletmecileri Derneği)
- Yalova Altınova Tersane Girişimcileri San.ve Tic.A.Ş.
- UTİKAD (Uluslararası Taşımacılık ve Lojistik Hizmet Üretenleri Derneği)
- TAİS (Türk Armatörleri İşverenler Sendikası)
- Türk Uzakyol Gemi Kaptanları Derneği
- Türk Kılavuz Kaptanlar Derneği
- GEMİMO (Gemi Makineleri İşletme Mühendisleri Odası)

**Bilgi:**

- Yönetim Kurulu Başkan ve Üyeleri
- İMEAK DTO Şube YK Başkanları
- İMEAK DTO Çevre Komisyonu
- İMEAK DTO Meslek Komite Başkanları

**Bu belge, 5070 sayılı Elektronik İmza Kanuna göre Güvenli Elektronik İmza ile İmzalanmıştır.**



Evrakı Doğrulamak İçin : <https://ebys.denizticaretodasi.org.tr/enVision/Dogrula/A5KJPH>  
**Bilgi için:** Alper Mergen **Telefon:** 0212 252 01 30/246 **E-Posta:** alper.mergen@denizticaretodasi.org.tr  
Meclis-i Mebusan Caddesi No:22 34427 Fındıklı-Beyoğlu-İSTANBUL/TÜRKİYE  
**Tel :** +90 (212) 252 01 30 (Pbx) **Faks:** +90 (212) 293 79 35  
**Web:** www.denizticaretodasi.org.tr **E-mail:** iletisim@denizticaretodasi.org.tr **KEP:** imeakdto@hs01.kep.tr



This Circular and its attachments (if any) are confidential to the intended recipient and may be privileged. If you are not the intended recipient, you should contact ICS and must not make any use of it.

15 June 2021

**COVID-19(21)29**

**TO: LABOUR AFFAIRS COMMITTEE  
ALL MEMBERS & ASSOCIATE MEMBERS  
BIWEEKLY MEMBERS MEETING PARTICIPANTS  
INTERNATIONAL ASSOCIATION GROUP PARTICIPANTS**

**FORTNIGHTLY COVID-19 UPDATE AS OF 14 JUNE 2021****Action Required: *Members are invited to note:***

- **175,306,598** Confirmed cases of COVID-19 **5,254,880** additional cases have been confirmed since the last report **2.9%**. There were also **3,792,777** fatalities recorded which is **252,340** additional deaths **6.6 %** growth since the last report. Currently **220** Countries, are asor territories have cases and not all cases are reported on a timely basis.
- vaccinations delivered on 31/5/ 21 against, **1,579,416,705** on 1/6 21.
- The following may be of interest
- [WHO weekly update reports](#)
- [WHO vaccine Tracker website](#)
- ICAO Vaccination Report: 11 June 2021 Attached at Annex 1.
- [Our World in Data](#) information detailed list of all country-specific sources
- [Open access to in the daily-updated repository of cases](#)

**SITUATION IN NUMBERS BY WHO REGION FOR 31 May 2021**

Region	Cases	Deaths
Global	175,306,598	3,792,777
Americas	69,519,254	1,826,772
Europe	54,981,627	1,166,329
South-East Asia	33,415,272	451,591
Eastern Mediterranean	10,467,664	208,463
Africa	3,658,976	89,674
Western Pacific	3,263,041	49,935

	<b>TOP 12 COUNTRIES</b>	<b>MOST CASES YESTERDAY</b>	<b>HIGH FATALITIES YESTERDAY</b>
1	USA	Brazil	India
2	India	India	Brazil

3	Brazil	Colombia	Argentina
4	France	Argentina	Colombia
5	Turkey	Russian Federation	USA
6	Russia	USA	Russian Federation
7	UK	Iran	Peru
8	Italy	Indonesia	Mexico
9	Argentina	South Africa	Philippines
10	Spain	UK	Indonesia
11	Germany	Chile	South Africa
12	Colombia	Malaysia	Paraguay

### G7 leaders pledge 1bn doses of vaccines for poorer countries

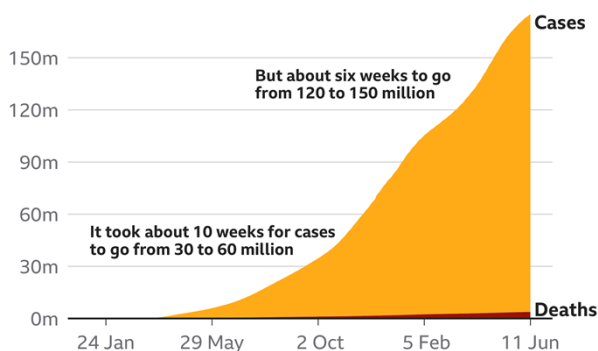
G7 leaders pledged one billion doses of Covid-19 vaccines for poorer countries. UK PM Boris Johnson described the response as another big step towards vaccinating the world.

### Covid Outlook: Cases, deaths, vaccinations by country as of 12 June 2021

Covid-19 is continuing to spread globally, with about 175 million confirmed cases and 3.8 million deaths across nearly 200 countries. The data cited comes from various sources including figures from Johns Hopkins University, the European Centre for Disease Prevention and Control, national governments health agencies and UN population data. When comparing figures of countries it is important to note that not all governments record cases and deaths in the same way making comparisons between countries difficult. Other factors include: different population sizes, the size of a country's elderly population or if a particular country has a large amount of people living in densely-populated areas. In addition, countries may be in different stages of the pandemic.

The US, India and Brazil have seen the highest number of confirmed cases, followed by France, Turkey, Russia and the UK. Very few places have been left untouched. Since mid 2020 confirmed cases have risen steeply, but the true extent of the first outbreak is unclear as testing was not widely available. Deaths have also risen but official figures may not fully reflect the true number in many countries. Data on excess deaths, a measure of how many more people die than would be expected based on previous years, may better indicate actual numbers.

#### Almost 175m coronavirus cases worldwide



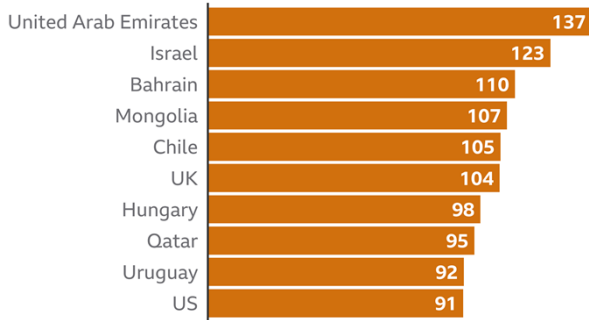
Source: Johns Hopkins University, data to 11 Jun

## Who has vaccinated the most?

Several coronavirus vaccines are approved for use, either by individual countries or groups, eg the EU and WHO. Of the 192 countries and territories administering vaccines sharing data, 67 are high-income, 101 middle-income and 24 low-income. China and the US have given the most doses, with about 845 million and 300 million respectively, while India has given more than 240 million. But when studying by doses per 100 people in countries with a population > one million, the UAE, Israel and Bahrain top the list.

### Total vaccine doses per 100 people

Countries with a population of at least one million



Note: Total vaccinations refers to the number of doses given, not necessarily the number of people vaccinated

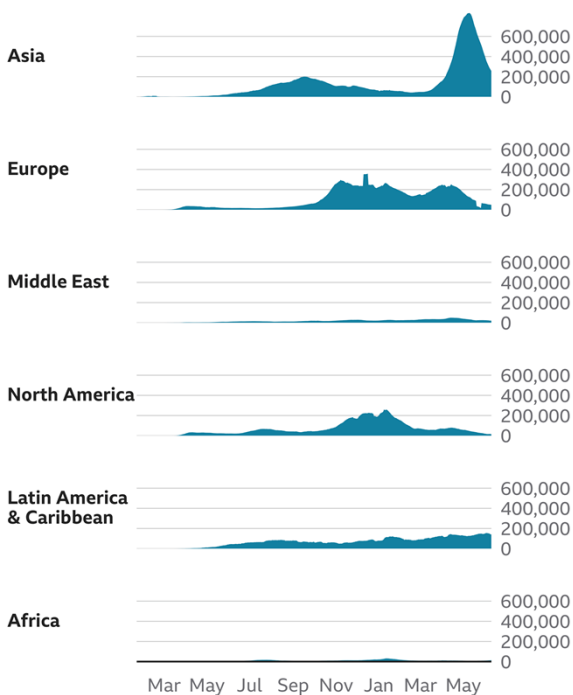
Source: Our World In Data, 11:40 BST on 11 Jun



Most countries are prioritising the over-60s, health workers and clinically vulnerable people. Some countries have secured more vaccine doses than they need, while lower-income countries rely on the global covax plan which seeks to ensure everyone can access a vaccine. As many countries now having started widespread vaccine rollouts, daily cases are stable or falling in most regions.

### Covid-19 cases compared by region

Number of cases per day, seven-day rolling average



Oceania cases excluded as too low to register on scale

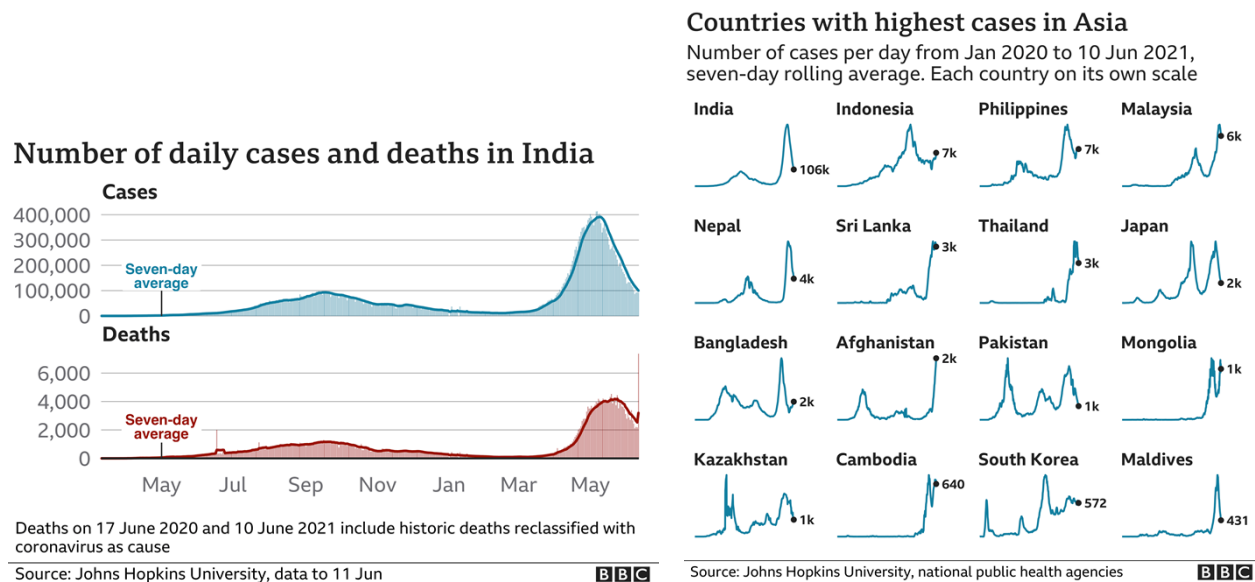
Source: JHU and national public health agencies, data to 10 Jun



## Asia

Asia was the centre of the initial outbreak in early 2020, but the number of cases and deaths were initially lower than in Europe and North America. However, the recent surge in cases in India, Indonesia, Malaysia and the Philippines is changing the picture.

In India, the official death toll is now over 360,000, while it has recorded nearly 30 million cases - second only to the US. Experts say that while the second wave appears to be waning, the real death toll might be much higher as many deaths are not recorded.



India is not the only Asian country in Asia which has seen a recent spike in cases, though some are beginning to see infections fall after experiencing the highest number of cases since the pandemic began.

## China

According to the BBC global container shipping industry disruption shows no sign of being resolved quickly and could cause shortages before Christmas. An outbreak of Covid-19 in Guangdong province, southern China has caused acute port congestion. Shipments have been delayed, exacerbating tensions within global supply chains. The knock-on effects could take many months to resolve. These problems are just the latest in a series of severe setbacks for the industry. Shipping firms have struggled to cope with dramatic demand fluctuations triggered by the pandemic and consequences of the recent Suez Canal blockage. The global nature of the sector, and lack of spare capacity, means that problems in one region can have global ripple effects for several months.

Yantian International Container Terminal is one of several Shenzhen region ports, which collectively form a vital gateway for from the Pearl River Delta exports. Since late May, the terminal has operated at a fraction of its normal capacity, with operations restricted due to control of Covid. This has led to severe congestion, with dozens of ships waiting outside the port for a berth to become available. "One of the biggest ports in China has basically closed down for close to three weeks. They have some berths in operation, but nowhere near enough", says Nils Haupt, communications director at the German shipping line Hapag-Lloyd. Over the past few days, shipping lines have been diverting vessels away from Yantian to other nearby terminals in the Delta area. But, according to Mr Haupt,



that has been creating its own problems. "You can use ports like Shekhou, Nansha, Hong Kong; but what we're seeing right now is that delays are piling up there as well,"

The growing southern China crisis is the latest blow for the shipping industry. A dramatic slowdown in the early stages of the pandemic was followed by a frenzy of activity, as customers, unable to travel or socialise normally, ordered more consumer goods. This sudden shift in demand, from famine to feast, threw delicately balanced supply chains out of kilter. Ports in Europe and North America became clogged, with too many vessels arriving together, while empty container availability for new consignments dried up, as too many sat at global quaysides. Then came the Suez Canal blockage in March delaying hundreds of ships, but upon reopening the sudden arrival of the delayed vessels triggered new congestion at European hubs such as Rotterdam and Antwerp.

"We were just beginning to see light at the end of the tunnel," says Mr Haupt. "But then unfortunately we ran into this situation in Yantian."

According to, Bimco the sector is used to crisis response. "On a global network scale, states of emergency are a permanent situation right now," he explains. "But the issue with Yantian is, we need more transparency and openness from local authorities. And we aren't getting that, which means a lot of uncertainty in developing contingency plans."

The industry hopes that the Yantian situation will be resolved rapidly, although experts warn that when it happens, it will lead to a surge in shipments from Asia, which could cause further supply chain bottlenecks. "As the system is so overloaded, every time one thing happens, the system is already at breaking point, or past breaking point, so anything else just adds grist to the mill," explained James Baker, Lloyd's List. He expects disruption to continue for at least another 12 months, with European and North American consumers continuing to face much longer waits than normal for their goods. For retailers, this raises the real prospect of a shortage of goods for the Christmas shopping period. Even under normal circumstances, they begin to acquire seasonal stocks from China from late summer. An issue currently causing congestion, is that everyone knows that lead times are really slow, so retailers are booking Christmas goods already," says Mr Baker. "Traditionally, the peak season for container shipping starts in quarter 3 as everyone stocks up for the holiday season in the west, but this year we're in a permanent peak season already, and heaven knows what will happen come August or September.

## Japan

Please find below information kindly provided by JSA as of June 14. Recently, the countries the quarantine is required increased frequently.

The Countries required to quarantine for (3) days. Austria\*, Belgium, Brazil\*, Canada (Ontario)\*, Czech\*, Denmark, Estonia\*, Finland, France, Germany, Greece, Hungary\*, Ireland, Italy\*, Jordan, Kazakhstan, Latvia, Lebanon\*, Luxembourg\*, Netherlands\*, Nigeria\*, Peru\*, Philippines\*, Spain\*, South Africa\*, Sweden\*, Switzerland\*, Thailand, Tunisia, UAE\*, Ukraine\*, USA (Arizona, California, Connecticut, Colorado, Delaware, Florida\*, Idaho, Iowa, Kansas, Kentucky, Louisiana, Maine, Michigan\*, Minnesota\*, Mississippi, Montana, Nebraska, New York, Nevada, Oklahoma, Oregon, Rhode Island, Tennessee\*, Washington)

(PCR Test is required on the third day after the arrival)

(\* Countries with asterisks are for seafarers only.

The Countries requiring quarantine of (6) days.

Bangladesh, Egypt, Malaysia, Vietnam, and the United Kingdom.  
(PCR Tests are required on the third and sixth day after the arrival)

The Countries requiring quarantine of ten (10) days.  
India, Maldives, Nepal, and Pakistan.  
(PCR Tests are required on the third, sixth, and tenth day after the arrival)

They must stay in a hotel arranged by the agent for the required quarantine period and should take antigen tests upon arrival and PCR tests on the requested day after arrival. If test results are all 'Negative,' they can move to the vessel once the result is confirmed.

The state of emergency against COVID-19 over Tokyo, Kyoto, Osaka, Hyogo, Aichi (Nagoya), Fukuoka, Hiroshima, Okayama, and Okinawa will run till June 20. The situation on medical tightness is unchanged.

## **India**

Earlier this month, Indian Prime Minister Narendra Modi announced the cancellation of key school-leaving examinations.

18-year-old Vishwas Dubey was among millions of students due to take the national school-leaving tests. The examinations known as boards are crucial for students hoping to secure admission in some of India's most prestigious public universities. The exams, originally planned for May, were postponed to July, with authorities saying they would conduct a review on 1 June. The cancellation was a huge relief to many anxious about writing exams when Indian towns and cities were gripped by the deadly second wave of the pandemic. This soon gave way to anxiety.. A student from Cuttack city in Odisha described it as a somewhat bittersweet moment when he learned that he wouldn't have to write the tests under such pressure but it also opened up considerable uncertainty. "I was studying very hard, logged on to Zoom calls from early morning to late noon. But with exams cancelled, how do we prove ourselves?" he asked.

The Indian education system is mostly geared towards a big board exam for Class 12 students marking the end of their school life and forming the basis for future studies. In the cancellation order of 1 June, authorities said students would be marked using well-defined, objective criteria. The cancellation of these tests, students say complicates matters. The examination board that conducts the examinations, said experts would look at all angles and decide how students would be evaluated. Some educationists feel students could be marked on performance in previous examinations such as pre-boards, internal school tests conducted before the final boards. Students say that this is rife with issues Teachers also say that asking the schools to mark their own students could lead to numerous issues. It's not just the exams, many 12th grade students are also unhappy to have had classes moving online as they spent the year at home studying via Zoom.

## **The Philippines**

Due to the 14 day quarantine requirement for all returning Filipino overseas workers, there is a need (from the govt's point of view) to have an arrival cap daily of 2000. At 14 days x 2000, there is a need for 28,000 rooms on a rotating basis. Hotels are already in use as quarantine facilities due to lack of govt facilities. Please also find attached at Annex 2: Amended guidelines on travel restrictions on individuals from selected countries to prevent the entry of the sars-cov-2 b.1.617 variant.



## Latin America

Brazil has recorded over 17 million cases and 480,000 deaths - the world's second highest official death toll. Peru now has the fifth highest toll in the world with nearly 190,000 deaths, but the highest number of deaths by population size. Argentina, Bolivia, Chile, Colombia, Paraguay and Uruguay have also seen recent surges in cases.

### Countries with highest cases in Latin America & Caribbean

Number of cases per day from Jan 2020 to 10 Jun 2021, seven-day rolling average. Each country on its own scale

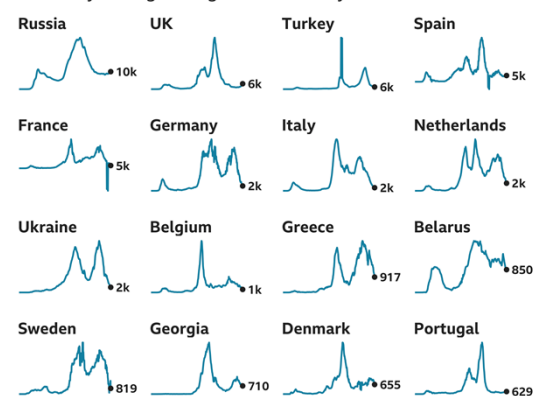


Source: Johns Hopkins University, national public health agencies



### Countries with highest cases in Europe

Number of cases per day from Jan 2020 to 10 Jun 2021, seven-day rolling average. Each country on its own scale



Note: French government data revised down on 20 May, affecting rolling average

Source: Johns Hopkins University, national public health agencies



## Europe

Several European countries have seen spikes in Covid cases in recent months. But the number of daily infections has slowed in the worst affected countries, such as Turkey, Russia and Germany, and the overall trend in Europe is downward.

Vaccine rollouts across the European Union have been problematic. There were delays to deliveries and concerns over the safety of the Oxford-Astra Zeneca vaccine, which some countries have withdrawn from use or restricted to certain age groups.

### The Netherlands

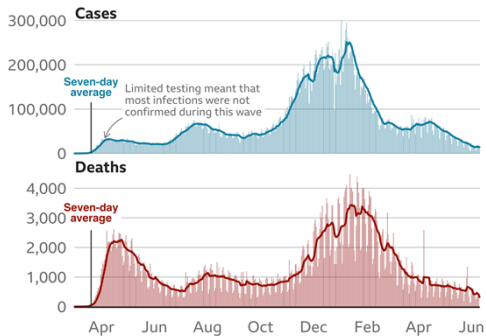
The Netherlands has launched its vaccination programme for Dutch seafarers. The application procedure for shipowners to get their seafarers vaccinated in the Netherlands over coming months., Please visit [www.kvnr.nl/vaccines4seafarers](http://www.kvnr.nl/vaccines4seafarers) daily, to see the latest instruction to ship owners and managers. The scheme is:-

- not solely ships flying the Dutch flag, also ships under Dutch ship management.
- All seafarers, irrespective of their nationalities, working on board of those ships.
- Programme under management of KVNR, but in close cooperation with the competent authorities, the Dutch association of dredging contractors, the pelagic fishing industry and Nautilus International
- Vaccination only on Dutch territory
- A total of about 49,000 vaccines allocated to this programme, to be delivered from mid June over the course of a few months (installments).
- Final details are being determined
- Aiming for first vaccination on 15 June

## North America

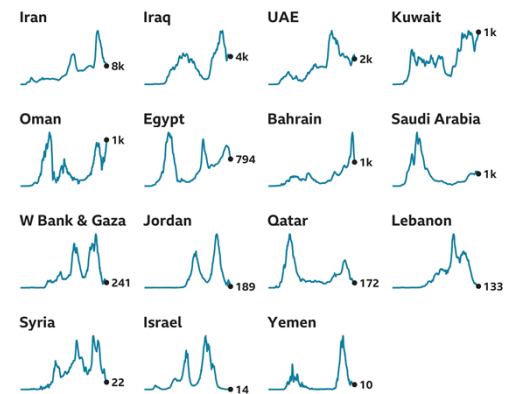
The US has recorded over 33 million cases and almost 600,000 deaths, the highest figures in the world. Daily cases and deaths in the US are both now falling. Canada, with a far lower death rate than the US, experienced a recent surge but cases are now falling.

### Daily reported cases and deaths in the US



### Countries with highest cases in Middle East

Number of cases per day from Jan 2020 to 10 Jun 2021, seven-day rolling average. Each country on its own scale



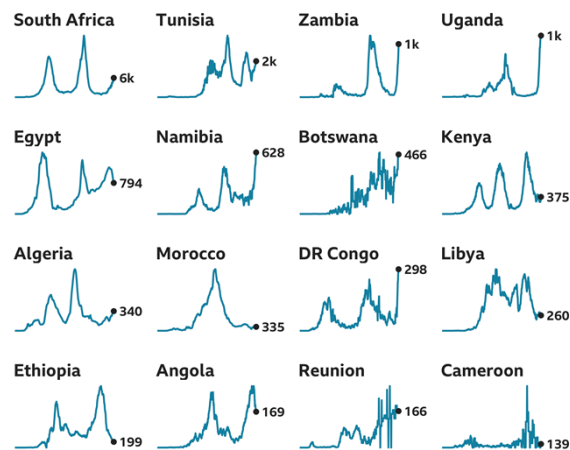
## Middle East

Several Middle Eastern countries had severe Covid outbreaks, with Iran and Iraq having the highest numbers of deaths. Iran has the highest official death toll in the region having its biggest spike in cases in April but numbers are now falling. Israel, following its highly successful vaccination programme has seen substantially reduced daily infections.

## Africa

### Countries with highest cases in Africa

Number of cases per day from Jan 2020 to 10 Jun 2021, seven-day rolling average. Each country on its own scale



Africa has recorded over five million cases and 130,000 deaths but the true extent of the pandemic in many African countries is unknown as testing rates are low. South Africa, with more than 1.7 million cases and nearly 60,000 deaths, is the worst affected country on the continent, according to official figures. Morocco has recorded over 500,000 cases and Tunisia, Ethiopia and Egypt have all had more than 250,000 cases. South African President Ramaphosa said Africa had been left behind on vaccination and reiterated the need for a patent waiver to allow Africa to manufacture its own Covid-19 vaccines. He told the BBC that the continent's destiny was now in its "own hands" as most countries report a

surge in virus cases. Only about 2% of the continent has been vaccinated with some countries facing vaccine shortages. "There's been great assistance, but we need more, and more demonstration of solidarity, those more capable should help those less capable,". The South African leader, a guest at the G7 Summit, said Africa wants to manufacture its own vaccines for the more than 1.2 billion people. "We produced a proposal about waiving of the WTO Trips [Trade-Related Aspects of Intellectual Property Rights], measures or process, we now want to manufacture vaccines on our own," he said. South Africa was in a desperate situation with coronavirus cases rising and hospital beds filling up. At a press conference this month WHO said the situation with Covid-19 in Africa was of real concern, with cases rising. Africa is expected to soon pass five million. About 88,000 cases were recorded last week an increase of 19% - with some countries like the DR of Congo, Uganda and South Africa hit particularly hard.

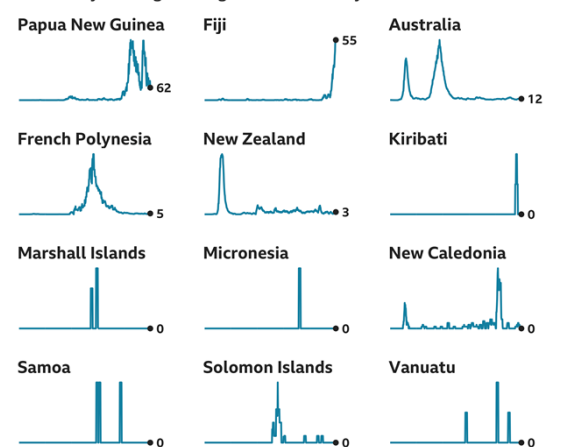
Dr Blade, WHO programme manager for strategic partnerships said there are currently several Covid variants causing concern. The Delta strain, first identified late last year, first appeared in Uganda and has also been seen in Kenya, but currently it's not the dominant variant". In some countries cases have fallen over recent weeks. But as only 2% of Africans have received a first vaccination, vaccine availability may mean a third Covid wave is inevitable across Africa. Needs aren't fully covered and there are ongoing actions but compared to a month ago with almost no vaccines Africa now has 50 million doses. Covax which distributes coronavirus vaccines to poorer nations was established with a "very colonial mindset" according to Dr Alakija, co-chair of the AU's Vaccine Delivery Alliance (Auvda). Covax did not ask Africans, our leadership, and our people, what we would like" If so, Auvda would have requested to vaccinate between 60 - 80% of the population. Covax thought that covering 20% of the population was enough. The global vaccine sharing scheme was not the sole solution. This was the root cause of the inability to purchase and source vaccines and as we were told that Covax is enough.

## Oceania

Australia and New Zealand were praised for their response to the pandemic, both having seen comparatively few deaths. To demonstrate the effectiveness of their lockdown measures, the average case numbers in both countries mirror French Polynesia. Papua New Guinea saw a recent spike in infections, taking total cases to over 16,000.

### Countries with highest cases in Oceania

Number of cases per day from Jan 2020 to 10 Jun 2021, seven-day rolling average. Each country on its own scale



Source: Johns Hopkins University, national public health agencies



**Natalie Shaw**  
**Director Employment Affairs**

## Vaccination Report – 11 JUNE 2021

### 1. Vaccine Implementation

- WHO's Emergency Use Listing(EUL) Vaccines (Last Updated 3 June 2021 )

	Name of Vaccine	Manufacturer	Vaccine type
1	BNT162b2	Pfizer-BioNTech (US)	mRNA
2	ChAdOx1 (AZS1222)	AstraZeneca/Oxford (UK)	Non ReplicatingViral vector
3	ChAdOx1-S (AZS1222)	AstraZeneca/EU	Non ReplicatingViral vector
4	Covishield (ChAdOx1_nCoV-19)	Serum Institute of India (India)	Non Replicating Viral Vector
5	Ad26.CoV2.S	Johnson & Johnson (US)	Non ReplicatingViral vector
6	mRNA-1273	Moderna (US)	mRNA
7	BBIBP-CorV	Sinopharm Beijing (China)	Inactivated virus (Vero Cells)
8	SARS-CoV-2 Vaccine	Sinovac (China)	Inactivated virus (Vero Cell)

- **17** Vaccines Approved by at Least One Country

Vaccine Type	mRNA	Non Replicating Viral vector	Inactivated virus	Protein Subunit	Total
In Use	3	5	7	2	<b>17</b>

Source: <https://covid19.trackvaccines.org/vaccines/> (Last Updated 11 June 2021)

- Vaccination against COVID-19 has now started in **210** locations

(Source: Our World in Data.Last Updated 9 June, 2021)

Location	Doses given	Fully vaccinated (% of population)	At least 1 dose (% of population)
Worldwide	2.26B <sup>a</sup>	480,259,387 <sup>b</sup> (6.2%)	944,235,132 <sup>c</sup> (12.0%)

a: This data changes rapidly and might not reflect doses still being reported. It may differ from other sites & sources.

b: Where data for full vaccinations is available, it shows how many people have received at least 1 dose and how many people have been fully vaccinated (which may require more than 1 dose).Where

data for full vaccinations isn't available, the data shows the total number of vaccine doses given to people. Since some vaccines require more than 1 dose, the number of fully vaccinated people is likely lower.

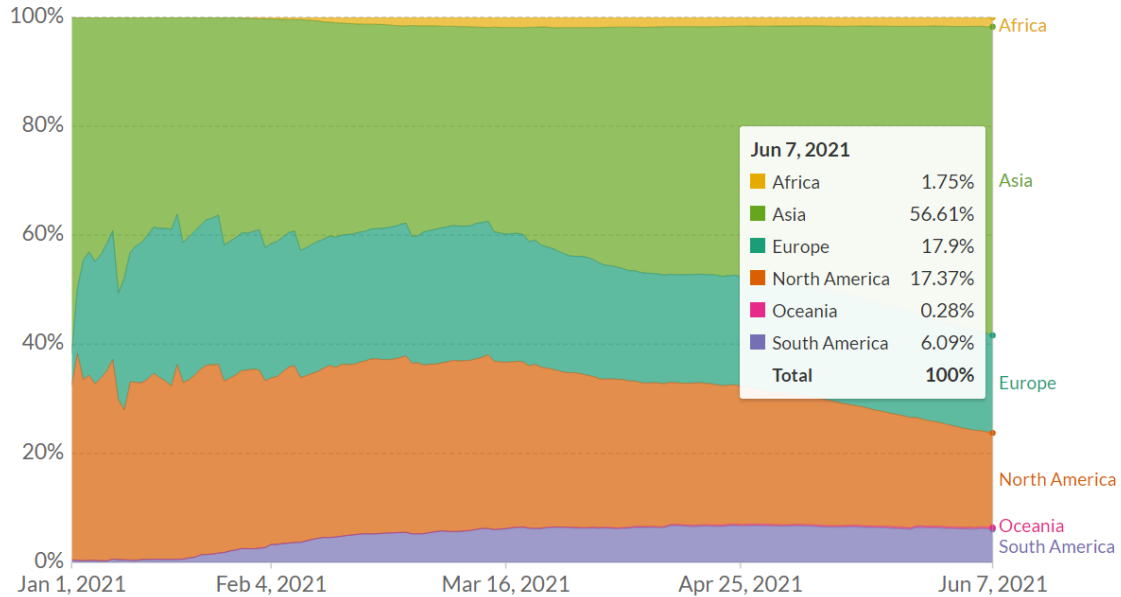
c: It only has full vaccination totals in some locations.

### COVID-19 vaccine doses administered by continent



Total number of vaccination doses administered. This is counted as a single dose, and may not equal the total number of people vaccinated, depending on the specific dose regime (e.g. people receive multiple doses).

Relative



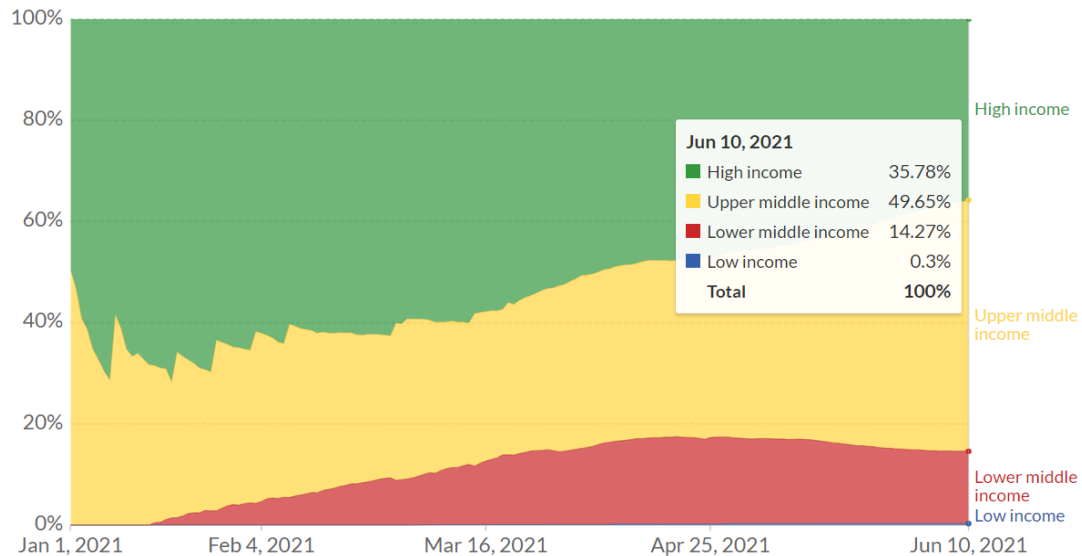
Source: Official data collated by Our World in Data - Last updated 8 June, 20:00 (London time) OurWorldInData.org/covid-vaccinations • CC BY

### COVID-19 vaccine doses administered by country income group



Total number of vaccination doses administered. This is counted as a single dose, and may not equal the total number of people vaccinated, depending on the specific dose regime (e.g. people receive multiple doses).

Relative



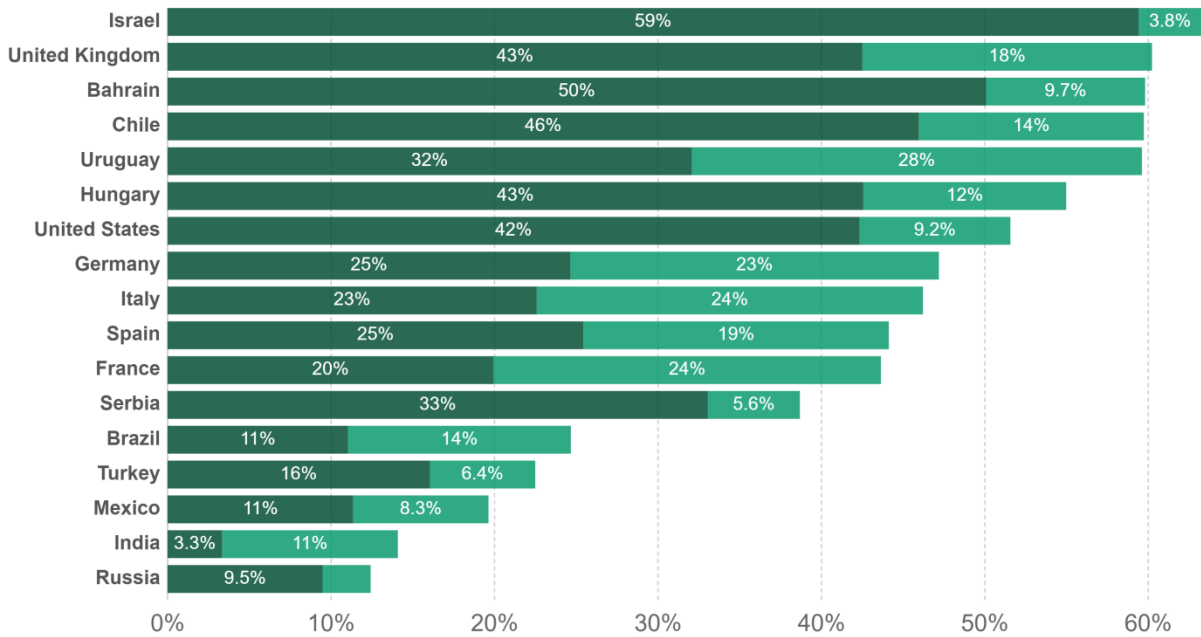
Source: Official data collated by Our World in Data, World Bank OurWorldInData.org/covid-vaccinations • CC BY

## Share of people vaccinated against COVID-19, Jun 10, 2021

Our World  
in Data

This data is only available for countries which report the breakdown of doses administered by first and second doses.

■ Share of people fully vaccinated against COVID-19 ■ Share of people only partly vaccinated against COVID-19



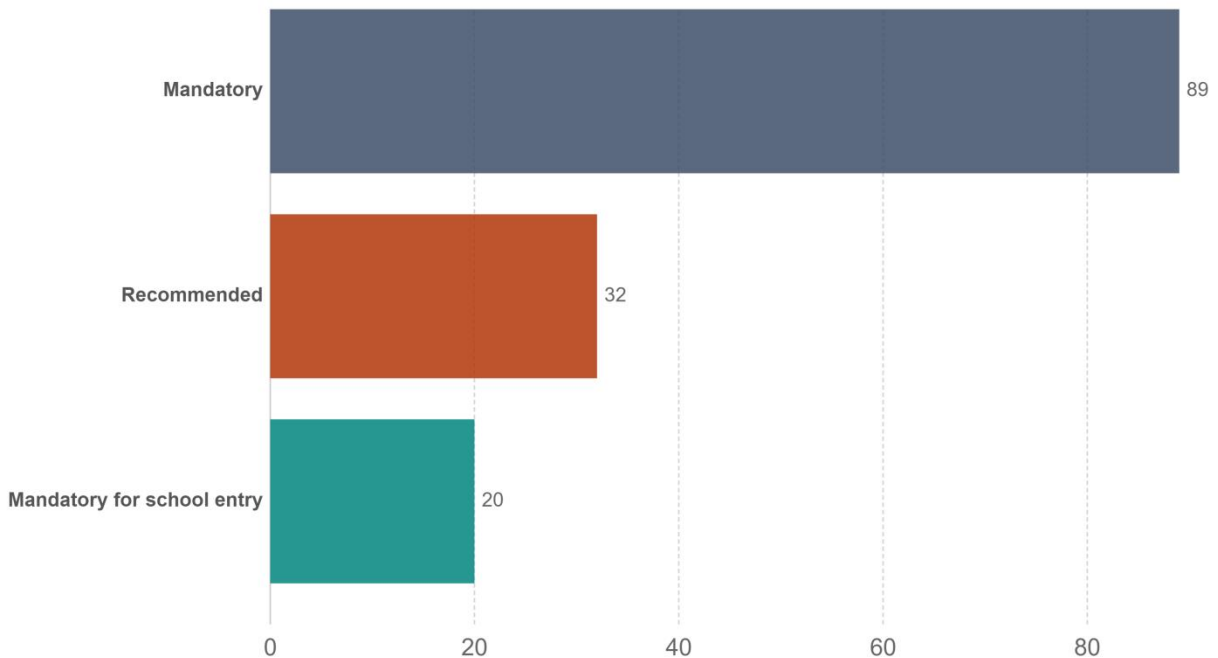
Source: Official data collated by Our World in Data

CC BY

## Number of countries with childhood vaccination policies, World

Our World  
in Data

Countries are counted based on having mandatory or recommended vaccination for one or more childhood vaccines. Only countries where vaccination policy information was publicly available are shown.



Source: Vanderslott & Marks (2021). Charting mandatory childhood vaccination policies worldwide. Vaccine. OurWorldInData.org/vaccination • CC BY



## 2. Relevant Articles

- Community-level evidence for SARS-CoV-2 vaccine protection of unvaccinated individuals
- Impact of vaccination on new SARS-CoV-2 infections in the United Kingdom

## 3. Other Information

- The exemptions for fully vaccinated travellers who are eligible to enter Canada are expected in early July.



Republic of the Philippines  
**DEPARTMENT OF TRANSPORTATION**

**NOTICE**

**TO : OSS FOR SEAFARERS HEADS & SECRETARIATS**

**SUBJECT : AMENDED GUIDELINES ON TRAVEL RESTRICTIONS ON INDIVIDUALS FROM SELECTED COUNTRIES TO PREVENT THE ENTRY OF THE SARS-COV-2 B.1.617 VARIANT**

**DATE : 02 June 2021**

---

This is further to the memorandum of the Executive Secretary dated 31 May with subject “Extension of the Imposition of Travel Restrictions on Travelers from India, Pakistan, Nepal, Sri Lanka, Bangladesh, Oman and the United Arab Emirates to Prevent the Entry of the SARS-COV-2 B.1.617 Variant First Detected in India” and the Notice to OSS for Seafarers Heads and Secretariats dated 01 June 2021.

Please note of the following amended guidelines on the conduct crew changes:

- A. Ships coming from or have rendered port call/s in the following countries within 14 days immediately preceding arrival in the Philippines, are temporarily restricted from disembarking their seafarers, regardless of nationality, until 2359H of 15 June 2021.**
1. Oman
  2. United Arab Emirates
  3. Pakistan
  4. Bangladesh
  5. Nepal
  6. Sri Lanka
  7. India
- B. Filipino and foreign seafarers with no immigration admission in the above countries within the last 14 days preceding arrival in the Philippines shall be allowed to disembark subject to existing health and safety protocols of the established One-Shop Shops (OSS) for Seafarers.**
- C. Only those Filipino seafarers coming from the foregoing countries that are covered by the government repatriation program shall not be prohibited from entering the Philippines but shall be required to undergo an absolute facility-based 14-day quarantine period, notwithstanding a negative RT-PCR result.**

- D. Specimen from travelers coming from the above countries that turn positive upon testing in the Philippines shall undergo Whole Genome Sequencing. All close contacts must undergo facility-based quarantine for fourteen (14) days, and contact tracing shall expand up to the third-generation contacts.
- E. Embarkation to ships bound to the above shall be subject to the existing exit protocols of the Philippines as well as entry protocols of the foregoing countries.

Please be guided accordingly.

**VADM NARCISO A VINGSON JR**  
Assistant Secretary for Maritime

cc: Office of the Secretary, This Department  
OTS, PCG, PPA, CPA and MARINA